

aria

S0390/S0345 – Curva a settori

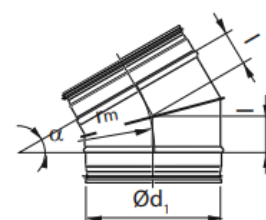
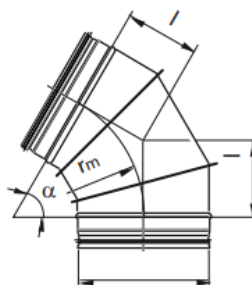
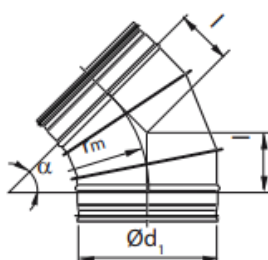
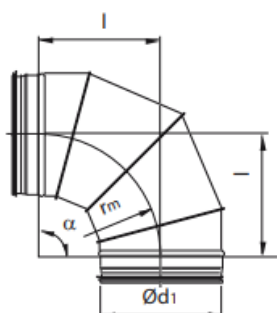
Curva 90° a settori

Curva 60° a settori

Curva 45° a settori

Curva 30° a settori

Con guarnizione in gomma EPDM, per canali circolari linea.



Ød ₁ nom	l mm	kg
250	250	2,20
280	280	2,50
300	300	2,70
315	315	3,00
355	355	3,75
400	400	5,64
450	450	7,00
500	500	8,20
560	560	10,1
600	600	11,7
630	630	12,9
710	710	19,8
800	800	26,0
900	900	33,6
1000	1000	42,0
1120	1120	52,6
1250	1250	64,0

Ød ₁ nom	l mm	kg
250	104	1,26
280	116	1,54
300	124	1,77
315	130	1,90
355	147	2,26
400	166	2,96
450	186	4,00
500	207	4,90
560	232	6,10
600	249	6,80
630	261	7,49
710	294	11,3
800	331	15,0
900	373	16,8
1000	414	19,5
1120	464	28,5
1250	518	38,0

Ød ₁ nom	l mm	kg
250	144	1,48
280	162	1,80
300	173	2,00
315	182	2,20
355	205	2,80
400	231	3,47
450	260	4,70
500	289	6,00
560	323	7,40
600	346	8,60
630	364	9,20
710	410	11,3
800	462	14,8
900	520	19,3
1000	577	24,2
1120	647	30,1
1250	722	36,6

Ød ₁ nom	l mm	kg
250	67	1,00
280	75	1,10
300	80	1,30
315	84	1,42
355	95	1,70
400	107	2,27
450	121	3,00
500	134	3,70
560	150	4,60
600	161	5,10
630	169	5,60
710	190	8,60
800	214	11,0
900	241	10,9
1000	268	13,4
1120	300	16,1
1250	335	19,0